

MB&F + XIA HANG

LEGACY MACHINE N°1

LEGACY MACHINE N°1 XIA HANG

FUNCTIONS

05

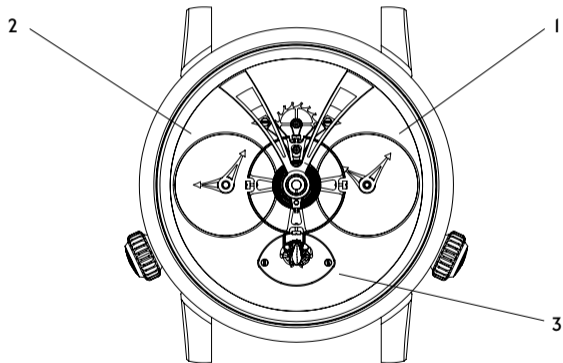
OPERATING INSTRUCTIONS WINDING

07

OPERATING INSTRUCTIONS TIME SETTING

09

LEGACY MACHINE N°1 XIA HANG

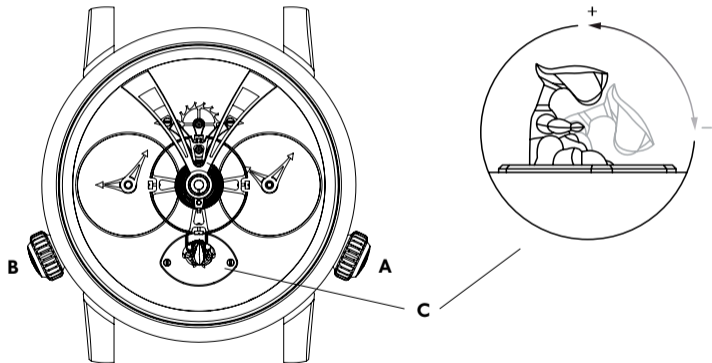


FUNCTIONS

- 1 HOME TIME ZONE
- 2 SECOND TIME ZONE
- 3 'LITTLE MAN' POWER RESERVE INDICATOR

NOTE: THE TIME ZONES ARE FULLY INDEPENDENT FROM ONE ANOTHER.

LEGACY MACHINE N°1 XIA HANG



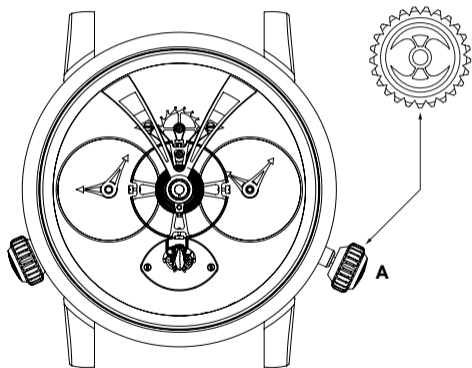
OPERATING INSTRUCTIONS

WINDING

Your watch is equipped with a manual winding movement.

If it has stopped, wind the Home Time crown (A) in position “In” till the maximum power reserve capacity (C). When the ‘little man’ is completely raised the capacity is full and when the ‘little man’ is down the capacity is empty.

LEGACY MACHINE N°1 XIA HANG



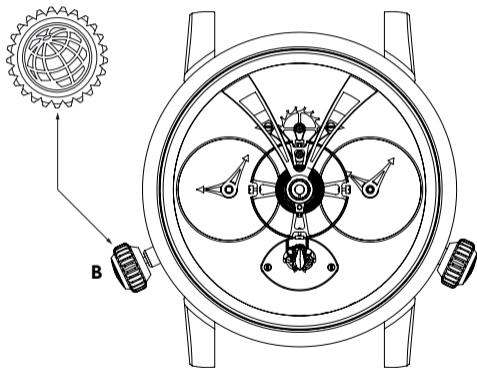
OPERATING INSTRUCTIONS

TIME SETTING

Crown (A) position “Out”: Turn the crown to set the Home Time zone.

Slide the crown back against the case when finished.

LEGACY MACHINE N°1 XIA HANG



OPERATING INSTRUCTIONS

TIME SETTING

Crown (B) position “Out”: Turn the crown to set the Second Time zone.

Slide the crown back against the case when finished.

